

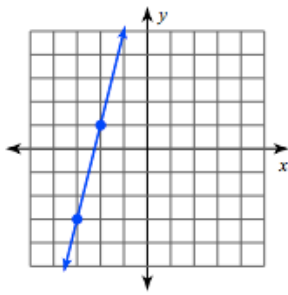
Name: \_\_\_\_\_

Date: \_\_\_\_\_ Pd: \_\_\_\_\_

### Slope from a Graph PRACTICE

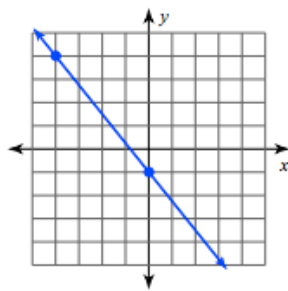
1)

Slope: \_\_\_\_\_



2)

Slope: \_\_\_\_\_



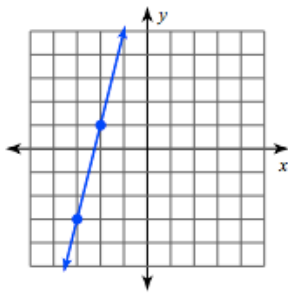
Name: \_\_\_\_\_

Date: \_\_\_\_\_ Pd: \_\_\_\_\_

### Slope from a Graph PRACTICE

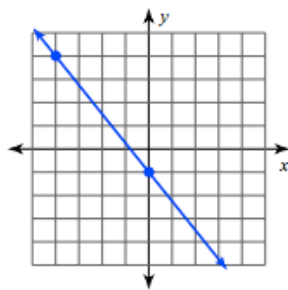
1)

Slope: \_\_\_\_\_



2)

Slope: \_\_\_\_\_



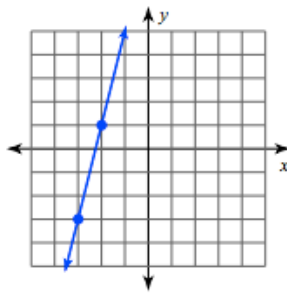
Name: \_\_\_\_\_

Date: \_\_\_\_\_ Pd: \_\_\_\_\_

### Slope from a Graph PRACTICE

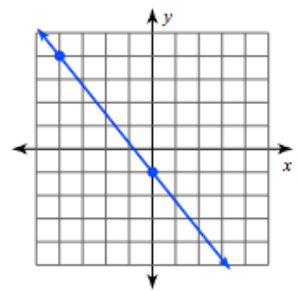
1)

Slope: \_\_\_\_\_



2)

Slope: \_\_\_\_\_



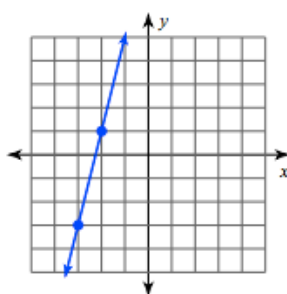
Name: \_\_\_\_\_

Date: \_\_\_\_\_ Pd: \_\_\_\_\_

### Slope from a Graph PRACTICE

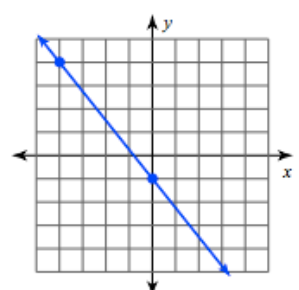
1)

Slope: \_\_\_\_\_



2)

Slope: \_\_\_\_\_



Name: \_\_\_\_\_

Date: \_\_\_\_\_ Pd: \_\_\_\_\_

Slope from a Table  
PRACTICE

1)

Slope: \_\_\_\_\_

x	y
5	12
9	11
13	10

2)

Slope: \_\_\_\_\_

x	y
-1	-6
0	-4
1	-2

Name: \_\_\_\_\_

Date: \_\_\_\_\_ Pd: \_\_\_\_\_

Slope from a Table  
PRACTICE

1)

Slope: \_\_\_\_\_

x	y
5	12
9	11
13	10

2)

Slope: \_\_\_\_\_

x	y
-1	-6
0	-4
1	-2

Name: \_\_\_\_\_

Date: \_\_\_\_\_ Pd: \_\_\_\_\_

Slope from a Table  
PRACTICE

1)

Slope: \_\_\_\_\_

x	y
5	12
9	11
13	10

2)

Slope: \_\_\_\_\_

x	y
-1	-6
0	-4
1	-2

Name: \_\_\_\_\_

Date: \_\_\_\_\_ Pd: \_\_\_\_\_

Slope from a Table  
PRACTICE

1)

Slope: \_\_\_\_\_

x	y
5	12
9	11
13	10

2)

Slope: \_\_\_\_\_

x	y
-1	-6
0	-4
1	-2

