

Name _____ Period _____

9.6 HW

SCORE:

____ / ____
____ %

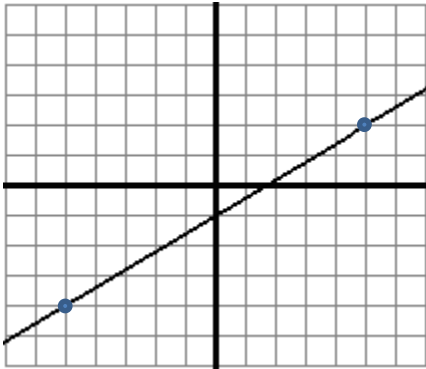
Write the equation of the line with the given slope and y-intercept.

1. Slope is -3 and a y-intercept of 7

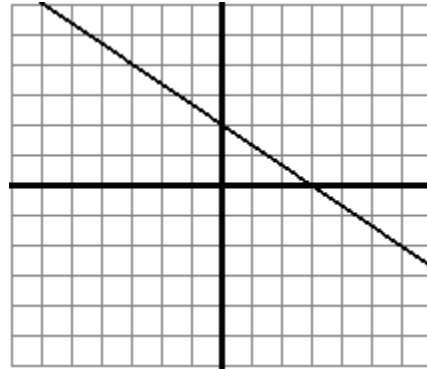
2. Slope is $\frac{1}{4}$ and y-intercept is -5

Write an equation based on the graph.

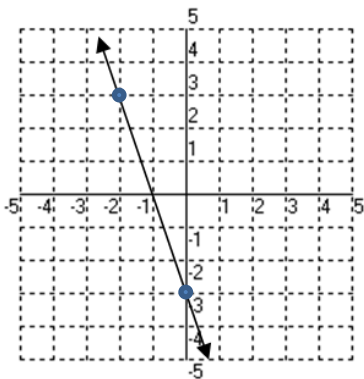
3.



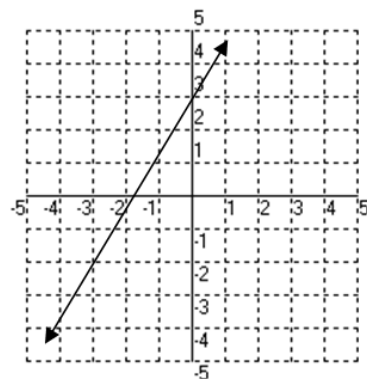
4.



5.



6.



Find the slope. Show your work!

7. $y = 4x + 5$

8. $(-3, -8)(-12, -20)$

9. $(17, 11)(5, 0)$

$m =$ _____

$m =$ _____

$m =$ _____

Given the table, find m . Show your work!

10.

x	y
-6	12
-5	14
-4	16
-3	18
-2	20

11.

x	y
-14	3
-12	6
-10	9
-8	12
-6	15

12.

x	y
-2	3
-1	6
0	9
1	12
2	15

$m =$ _____

$m =$ _____

$m =$ _____

Write a linear equation for the tables shown. $y = mx + b \rightarrow y = \underline{\quad}x + \underline{\quad}$

SHOW YOUR WORK!

13.

x	y
-6	12
-5	14
-4	16
-3	18
-2	20

14.

x	y
-14	3
-12	6
-10	9
-8	12
-6	15

15.

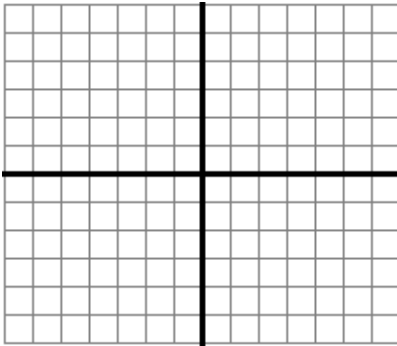
x	y
2	16
5	10
7	6
11	-2
13	-6

16.

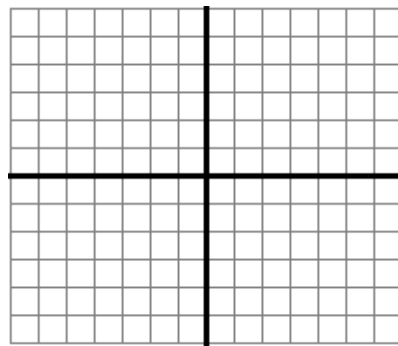
x	y
3	2
6	4
9	6
12	8
15	10

Graph the equations in Slope-Intercept form.

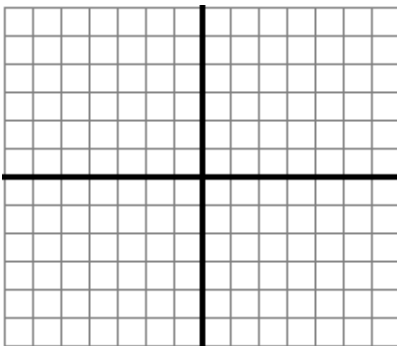
17. $y = \frac{1}{2}x - 4$



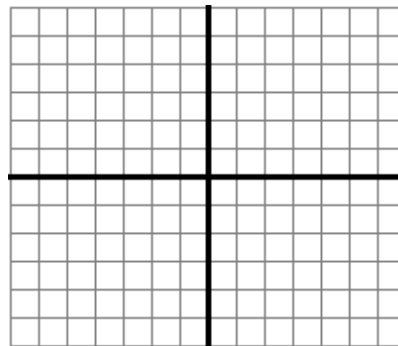
18. $y = \frac{3}{2}x - 3$



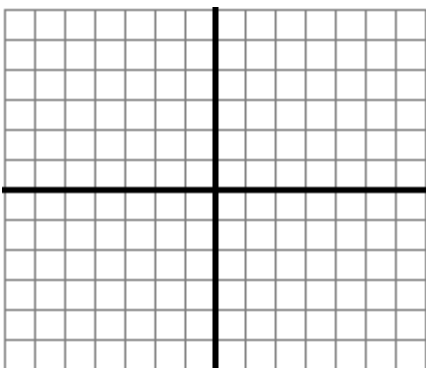
19. $y = -\frac{3}{4}x - 2$



20. $y = -2x + 1$



21. $y = 3x + 1$



22. $10 - 5y = 3x$

