

Breaking Down Word Problems

& Order of Operations TEST
Day

Agenda

Homework:

- Word Problem Worksheet

Materials:

- Notebook

Do Now:

1. Take out:

- Square & Cube Root Charts
- *Any missing work*

2. On the next RIGHT page of your notebook, set up Cornell Notes (TV)

3. Be sure to update your table of contents

Set Up Cornell Notes

- Topic: Breaking Down Word Problems
- EQ: How do you make sense of a word problem?

Date	Topic	Page
8/10-11/15	Order of Operations and Negative Numbers	8
8/17-18	Breaking Down Word Problems	11

Order of Operations Assessment

- Take out a sheet of folder paper and write your name, date, and period in the top right corner
- **Title your paper: Order of Operations Assessment**
- **You MUST show work for ALL problems**
- **Be sure to fill in your answer on the BUBBLE SHEET**
- You have the **30 minutes** to complete this assessment

When done

1. DOUBLE CHECK your work
2. TRIPLE CHECK your work
3. Submit your test online
4. TURN IN your work to the front table
5. Get a Word Problem Classwork WS from the front table
6. Begin working on the Classwork WS

What should we look for in word problems?



- Look for key words or phrases in the problem that give you clues for what the problem is about!
- **CIRCLE** key info
- **UNDERLINE** the question



Why do we multiply and divide?

- **Multiplication:**

- To find the TOTAL if there are groups with the same amount
- Combining multiple, equal size groups

- **Division:**

- To find out how much in EACH/PER group
- Breaking apart a total amount into equal size groups

Translating Operations to Words

+

-

•

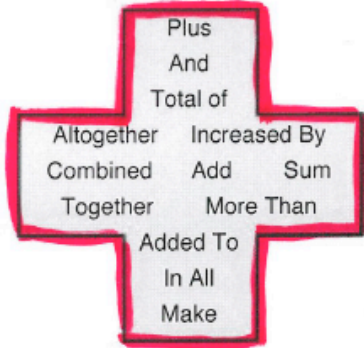
÷

=

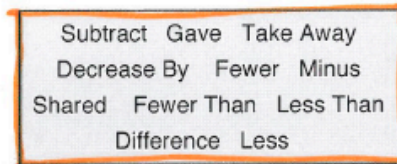
+	-	•	÷	=

Words and Phrases to Math Symbols

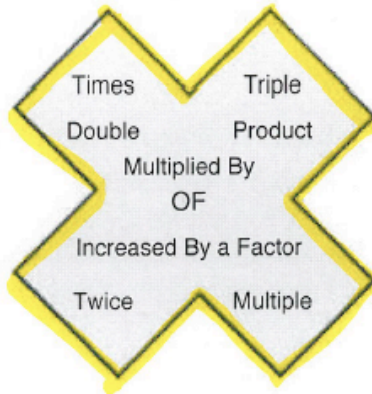
Addition



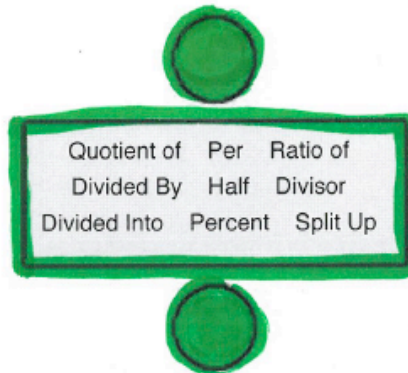
Subtraction



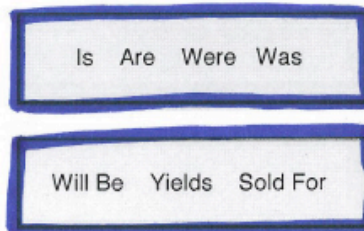
Multiplication



Division



Equals



Parenthesis Words

